

KEELBOAT SIGN ON

Effective from Sunday 3rd October 2021 (SoPYC Opening Day), Keelboat skippers shall use the new system of signing on crew. The previous system of typing in details of each crew will be replaced with the Memberpoint App. Via the App, skippers will be limited to selecting crew who hold current Club membership as well as holders of a SoPYC Sail Pass.

Racing Rules of Sailing (RRS) 46 PERSON IN CHARGE

*From 1st January 2022, all persons on board a boat while racing shall be members of a Club affiliated to Australian Sailing and have an Australian Sailing number, or hold a valid **SailPass**, or if an international competitor, be a member of club affiliated to a World Sailing recognised Member National Authority.*

In line with the new RRS 46, where only Club members and SailPass holders may compete in club events, all available crew appearing in the Memberpoint App will be drawn directly through the Club's membership database.

HOW TO GET THE MEMBERPOINT APP

Go to your smartphone's App store and search for '**Memberpoint**'



Ip hones App



Android App



Once downloaded, press the Memberpoint App and see the home screen...

STEP 1

Home Screen

STEP 2

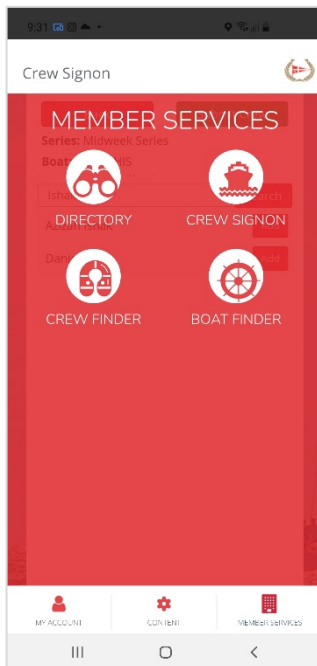
Select South of Perth YC

STEP 3

Your username and password are the same as Members Portal

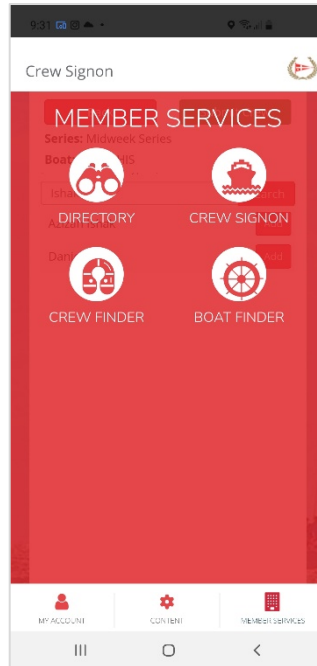
STEP 4

Select Member Services icon bottom right.



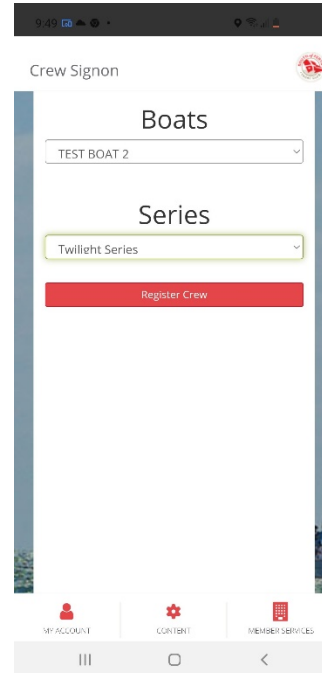
STEP 5

Select Crew Sign on button.



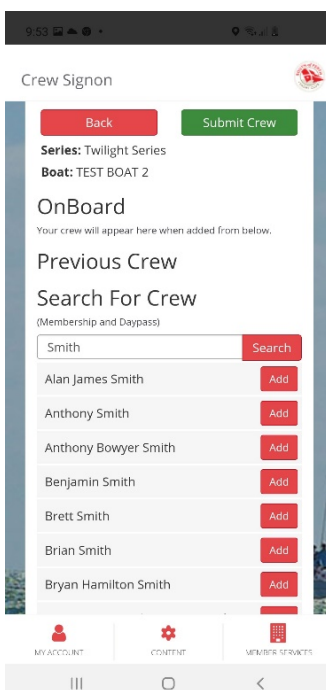
STEP 6

Select your boat and Series to sign on your crew.



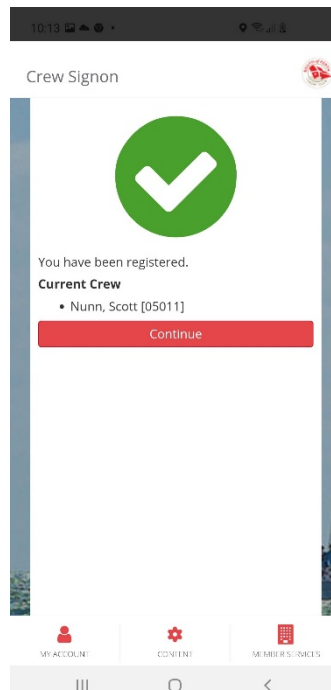
STEP 7

Type in at least 3 letters of a first or last name and press Add.



STEP 8

When all crew added, click on Submit Crew button then Back button.



STEP 9

Crew changes can still be made after pressing the Submit Crew button.

